





# Love Sewing Machines in The Cotswolds, Oxfordshire

<p>Dates &amp; Topics for samples - Wednesday 26<sup>th</sup> to Sunday 30<sup>th</sup> September 2018</p>	<p>£1,477.00 – all inclusive Look what you can make ☺</p>
<p><b>Magic Cushion - get to know your machine – or try ours before you buy</b></p> <ul style="list-style-type: none"> <li>• Select the various stitches</li> <li>• De-mystify the controls</li> <li>• Tend to the tensions</li> <li>• Sew in a straight line</li> <li>• Turn corners</li> <li>• Make a cushion !</li> </ul>	
<p><b>Cushions</b></p> <ul style="list-style-type: none"> <li>• Calculate fabric quantities</li> <li>• Allow for seams &amp; turnings</li> <li>• Cut out accurately &amp; square</li> <li>• Assemble pieces together</li> <li>• Inset a zip</li> <li>• Make piping</li> </ul>	
<p><b>Roman Blind</b></p> <ul style="list-style-type: none"> <li>• Calculate fabric quantities</li> <li>• Cut out accurately &amp; square</li> <li>• Apply headings</li> <li>• Cord &amp; rig blinds up professionally</li> <li>• Using the Child Safety system</li> </ul>	
<p><b>Regular Lined Curtain</b></p> <ul style="list-style-type: none"> <li>• How to measure fabric</li> <li>• Allow for hems &amp; turnings</li> <li>• Cut out square</li> <li>• Select &amp; apply headings</li> <li>• Assemble pieces together</li> <li>• Gather up professionally</li> </ul>	
<p><b>Bags &amp; Crafts or Overlocking</b></p> <ul style="list-style-type: none"> <li>• Basic bag with zips &amp; pockets</li> <li>• Or assorted crafts to choose from</li> </ul> <p><b>Or</b></p> <p><b>How to use an Overlocker</b> – using yours of try ours before you buy</p> <ul style="list-style-type: none"> <li>• Thread the easy way</li> <li>• Attend to tensions</li> <li>• Select an array of stitches</li> </ul>	