






Love Sewing Machines in The Cotswolds, Oxfordshire

<p>Dates & Topics for samples - Wednesday 25th to Sunday 29th July 2018</p>	<p>£1,477.00 – all inclusive Look what you can make ☺</p>
<p>Magic Cushion - get to know your machine – or try ours before you buy</p> <ul style="list-style-type: none"> • Select the various stitches • De-mystify the controls • Tend to the tensions • Sew in a straight line • Turn corners • Make a cushion ! 	
<p>Cushions</p> <ul style="list-style-type: none"> • Calculate fabric quantities • Allow for seams & turnings • Cut out accurately & square • Assemble pieces together • Inset a zip • Make piping 	
<p>Roman Blind</p> <ul style="list-style-type: none"> • Calculate fabric quantities • Cut out accurately & square • Apply headings • Cord & rig blinds up professionally • Using the Child Safety system 	
<p>Regular Lined Curtain</p> <ul style="list-style-type: none"> • How to measure fabric • Allow for hems & turnings • Cut out square • Select & apply headings • Assemble pieces together • Gather up professionally 	
<p>Bags & Crafts or Overlocking</p> <ul style="list-style-type: none"> • Basic bag with zips & pockets • Or assorted crafts to choose from <p>Or</p> <p>How to use an Overlocker – using yours of try ours before you buy</p> <ul style="list-style-type: none"> • Thread the easy way • Attend to tensions • Select an array of stitches 	 <p>Burford Road, Chipping Norton, Oxfordshire. e-mail: suehazell@yahoo.com www.sewing-tuition.co.uk</p>