


# Sue Hazell Soft Furnishings

*Fabric Making Up Service*

Also, Oxford International School of Sewing  
Tuition held in

The Cotswolds, London, Devon, Italy & France  
[www.sewing-tuition.co.uk](http://www.sewing-tuition.co.uk)





## Sewing Tuition - Soft Furnishings Certificated Course - Level 1 – September 2018 to July 2019






Welcome to the Sewing Tuition 10 day Certificated Course. This programme has been designed for those wishing to start their own small business whilst based at home or for personal achievement – the sessions are nicely spaced out, to fit in with your lifestyle. (Samples are based on the most popular items)

Your days will be in a relaxed, clean and inspirational environment, working at your own pace in our professional sewing workroom. You will have access to our equipment during your time here & advice on their uses. You will receive first-hand small business advice, based on 37 years practical & 27 years teaching experience, on this specially designed course in Oxfordshire.

You will learn how to make an item in class under expert supervision, along with ongoing question & answers during your time in our Sewing Tuition workroom – do ask as many questions as you wish!

**(Option of having an extra session prior to starting this course, if refreshing on a sewing machine needed)**

Session	Subject	Wednesdays, Thursdays or Fridays	Content
1	Curtain – Regular Lined		<ul style="list-style-type: none"> <li>• How to measure</li> <li>• Estimate fabric quantities</li> <li>• Calculate drops &amp; widths</li> <li>• Cutting out 'square'</li> <li>• Allow for hems, weights &amp; turnings</li> <li>• Prepare for various headings</li> </ul>
2	Piping & Zipped Cushions		<ul style="list-style-type: none"> <li>• Discuss cushion shapes &amp; sizes</li> <li>• Discuss cushion types</li> <li>• Calculate fabric quantities</li> <li>• Cut out accurately &amp; 'square'</li> <li>• Insert a zip</li> <li>• Make &amp; apply piping for corners</li> <li>• Assemble cushions</li> </ul>

3	Pattern Matching		<ul style="list-style-type: none"> <li>• How to measure patterns</li> <li>• Estimate fabric quantities</li> <li>• Match patterns</li> <li>• Pin together</li> <li>• Machine pieces together</li> </ul>
4	Heading Tapes on Patterned		<ul style="list-style-type: none"> <li>• How to measure</li> <li>• Estimate quantities</li> <li>• Calculate widths</li> <li>• Allow for turnings</li> <li>• Select &amp; apply headings</li> <li>• Assemble pieces together</li> <li>• Gather up professionally</li> </ul>
5	Roman Blinds – Balancing Stripes		<ul style="list-style-type: none"> <li>• Calculate fabric quantities</li> <li>• Allow for seams &amp; turnings</li> <li>• Cut out accurately &amp; 'square'</li> <li>• Assemble pieces together</li> <li>• Apply heading</li> <li>• Rig up safely &amp; professionally</li> </ul>
6	Bolster & Round Cushions		<ul style="list-style-type: none"> <li>• Calculate fabric quantities</li> <li>• Centralising patterns</li> <li>• Insert a zip</li> <li>• Make &amp; insert piping</li> <li>• Cover bolsters cushion pads</li> <li>• Make ruffles</li> <li>• Apply trimmings</li> <li>• Create something different</li> </ul>
7	Hand Sewn Headings		<ul style="list-style-type: none"> <li>• Calculate &amp; make Goblet heading</li> <li>• Triple Pleat heading</li> <li>• Double Pleat</li> <li>• Allow for hems &amp; turnings</li> <li>• Finish off professionally</li> <li>• Hang &amp; dress the above</li> </ul>
8	Heading Tapes on Stripes		<ul style="list-style-type: none"> <li>• How to measure</li> <li>• Estimate quantities</li> <li>• Calculate widths</li> <li>• Allow for turnings</li> <li>• Select &amp; apply headings</li> <li>• Assemble pieces together</li> <li>• Gather up professionally</li> </ul>

9	Roman Blinds – Interlined/Blackout		<ul style="list-style-type: none"> <li>• Calculate fabric quantities</li> <li>• Allow for seams &amp; turnings</li> <li>• Cut out accurately &amp; 'square'</li> <li>• Assemble pieces together</li> <li>• Apply heading</li> <li>• Hand sewing layers</li> </ul>
10	Contrast Edges		<ul style="list-style-type: none"> <li>• Calculating fabric quantities</li> <li>• Measuring with accuracy</li> <li>• Selecting style to apply</li> <li>• Preparing trimmings</li> <li>• Applying with accuracy</li> </ul>

You do not need to bring anything along – just your favourite sewing machine or use ours - as everything is included for you to complete your 'samples'. Based on past courses, learners have preferred to use our fabrics (included) for the first sample made here, and then use fabrics of your choice to make the second piece at home, so any adjustments can be discussed during class, ready to perfect your final piece.

After each day here, you will take home notes, manuals & your relevant sample. You will then have the notes to refer to, along with your sample to recap on, to enable you to make your replica piece at home, at your leisure. You will then bring it along for assessment when completed at home, which will then go towards your final certificate of your achievements at Sewing Tuition.

There will be opportunities to learn other techniques that will assist you with your journey whilst attending. Session times are 10am to 4pm for your small group, 'one on one' tuition.

We aim to help you achieve your goals, supporting you in-between your days in our workroom.

**“If you can't do it alone – let's do it together”**

The total cost of the above 10 date course is £2,647.00

(deduct £200 for weekdays)

A 50% deposit secures your place – spaces are limited

(programmes may be subject to changes)

© Sue Hazell 2017 - Southcombe House', London Road, Southcombe, Chipping Norton, Oxfordshire.

OX7 5QH. Tel: 01608 644 877 e-mail: [suehazell@yahoo.com](mailto:suehazell@yahoo.com)

# (Dates at a glance)


Sue Hazell Soft Furnishings

also

Oxford International School of Sewing Tuition

The Cotswolds, London, Devon, Italy & France

[www.sewing-tuition.co.uk](http://www.sewing-tuition.co.uk)



## *Sewing Tuition – 10 Date Certificate Courses – September 2018 to July 2019*

£2,647.00 – includes everything you need

### **Assorted Soft Furnishings Topics to suit your needs**

(select your 10 Wednesdays or Thursdays or Fridays from dates from below)

## *Soft Furnishings - choose Level 1, 2 or 3*

September	5, 6, or 7
October	3, 4, or 5, 31
November	1 or 2
January	9, 10 or 11
February	6, 7 or 8
March	6, 7 or 8
April	3, 4 or 5
May	8, 9 or 10
June	5, 6 or 7
July	3, 4 or 5



[www.sewing-tuition.co.uk](http://www.sewing-tuition.co.uk)

**Chipping Norton, Oxfordshire. OX7 5QH**

Tel: 01608 644877

e-mail: [suehazell@yahoo.com](mailto:suehazell@yahoo.com)

[www.sewing-tuition.co.uk](http://www.sewing-tuition.co.uk)