

# Sue Hazell Soft Furnishings




*Fabric Making Up Service*

Also, Oxford International  
School of Sewing Tuition held  
in

The Cotswolds, London, Devon, Italy & France

[www.sewing-tuition.co.uk](http://www.sewing-tuition.co.uk)





## Sewing Tuition - Soft Furnishings Certificate Course - Level 3 – Thursdays September 2018 to July 2019





Welcome to the Sewing Tuition 10 day Certificate Course. This programme has been designed for those wishing to start their own small business whilst based at home or for personal achievement – the sessions are nicely spaced out, to fit in with your lifestyle. (Samples are based on the most popular used today)




Your days will be in a relaxed, clean and inspirational environment, working at your own pace in our professional sewing workroom. You will have access to our equipment during your time here & advice on their uses. You will receive first-hand small business advice, based on 35 years practical & 25 years teaching experience, on this specially designed course in Oxfordshire.

You will learn how to make an item in class under expert supervision, along with ongoing question & answers during your time in our Sewing Tuition workroom – do ask as many questions as you wish!

**(Option of having an extra session prior to starting this course, if refreshing on a sewing machine needed)**

Session	Subject	Thursdays	Content
1	Boxed Cushions – shape 1		<ul style="list-style-type: none"> <li>• Calculate fabric quantities</li> <li>• Allow for seams &amp; turnings</li> <li>• Cut out accurately &amp; 'square'</li> <li>• Make &amp; apply piping</li> <li>• Insert zip</li> <li>• Discuss cushion types</li> <li>• Assemble pieces together</li> <li>• Neaten seams</li> </ul>
2	Boxed Cushions – shape 1/2 continued		<ul style="list-style-type: none"> <li>• Calculate fabric quantities</li> <li>• Discuss cushion shapes &amp; sizes</li> <li>• Discuss cushion types</li> <li>• Take template as necessary</li> <li>• Cut out accurately &amp; 'square'</li> <li>• Insert a zip</li> <li>• Make &amp; apply piping</li> <li>• Assemble cushion cover</li> </ul>

3	Boxed Cushions – shape 2/3		<ul style="list-style-type: none"> <li>• Calculate fabric quantities</li> <li>• Allow for pattern matching</li> <li>• Discuss cushion shapes &amp; sizes</li> <li>• Discuss cushion types</li> <li>• Take pattern as necessary</li> <li>• Centralising patterns</li> <li>• Cut out accurately &amp; 'square'</li> <li>• Insert a zip</li> <li>• Make &amp; apply piping</li> <li>• Assemble cushion cover</li> </ul>
4	Boxed Cushions – shape 2/3		<ul style="list-style-type: none"> <li>• Calculate fabric quantities</li> <li>• Take pattern shapes</li> <li>• Allow for seams &amp; turnings</li> <li>• Cut out accurately</li> <li>• Assemble pieces together</li> <li>• Centralising patterns</li> <li>• Insert zips</li> </ul>
5	Boxed Cushions – shape 3/4 continued		<ul style="list-style-type: none"> <li>• Calculate fabric quantities</li> <li>• Take pattern shapes</li> <li>• Allow for seams &amp; turnings</li> <li>• Cut out accurately</li> <li>• Assemble pieces together</li> <li>• Centralising patterns</li> <li>• Insert zips</li> </ul>
6	Loose Covers – Day 1		<ul style="list-style-type: none"> <li>• Measure each section</li> <li>• Calculate fabric quantities</li> <li>• Allow for seams &amp; tuck-ins</li> <li>• Cut out economically</li> </ul>

<p>7</p>	<p>Loose Covers – Day 2</p>		<ul style="list-style-type: none"> <li>• Measure each section</li> <li>• Calculate fabric quantities</li> <li>• Allow for seams &amp; tuck-ins</li> <li>• Cut out economically</li> <li>• Fit your chair cover</li> <li>• Fasten for easy removal</li> <li>• Kick-pleat skirts</li> </ul>
<p>8</p>	<p>Loose Covers – Day 3</p>		<ul style="list-style-type: none"> <li>• Measure each section</li> <li>• Calculate fabric quantities</li> <li>• Allow for seams &amp; tuck-ins</li> <li>• Cut out economically</li> <li>• Fit your chair cover</li> <li>• Fasten for easy removal</li> <li>• Kick-pleat skirts</li> </ul>
<p>9</p>	<p>Loose Covers – Day 4</p>		<ul style="list-style-type: none"> <li>• Measure each section</li> <li>• Calculate fabric quantities</li> <li>• Allow for seams &amp; tuck-ins</li> <li>• Cut out economically</li> <li>• Fit your chair cover</li> <li>• Fasten for easy removal</li> <li>• Kick-pleat skirts</li> </ul>

10	Loose Covers – Day 5		<ul style="list-style-type: none"> <li>• Measure each section</li> <li>• Calculate fabric quantities</li> <li>• Allow for seams &amp; tuck-ins</li> <li>• Cut out economically</li> <li>• Fit your chair cover</li> <li>• Fasten for easy removal</li> <li>• Kick-pleat skirts</li> </ul>
----	-------------------------	--	---

You do not need to bring anything along – just your favourite sewing machine or use ours - as everything is included for you to complete your ‘samples’. Based on past courses, learners have preferred to use our fabrics (included) for the first sample made here, and then use our fabrics to make the second piece at home, so any adjustments can be discussed during class, ready to perfect your final piece.

After each day here, you will take home notes, manuals & your relevant sample. You will then have the notes to refer to, along with your sample to recap on, to enable you to make your replica piece at home, at your leisure. You will then bring it along for assessment when completed at home, which will then go towards your final certificate of your achievements at Sewing Tuition.

There will be opportunities to learn other techniques that will assist you with your journey whilst attending. Session times are 10am to 4pm for your small group, ‘one on one’ tuition.

We aim to help you achieve your goals, supporting you in-between your days in our workroom.

**“If you can’t do it alone – let’s do it together”**

The total cost of the above 10 date course is £2,647.00.

A 50% deposit secures your place – spaces are limited

(programmes may be subject to changes)

© Sue Hazell 2017


‘Southcombe House’, London Road, Southcombe,  
Chipping Norton, Oxfordshire. OX7 5QH. Tel: 01608 644 877

e-mail: [suehazell@yahoo.com](mailto:suehazell@yahoo.com)

# Sue Hazell Soft Furnishings

also

Oxford International School of Sewing Tuition  
The Cotswolds, London, Devon, Italy & France



[www.sewing-tuition.co.uk](http://www.sewing-tuition.co.uk)

## *Sewing Tuition – 10 Date Certificate Courses September 2018 to July 2019*

£2,647.00 – includes everything you need

### **Assorted Soft Furnishings Topics – skills for life**

*Soft Furnishings Level 3 on Thursdays – see below*

September	7
October	30
November	1
January	10
February	7
March	7
April	4
May	9
June	6
July	4



[www.sewing-tuition.co.uk](http://www.sewing-tuition.co.uk)

Chipping Norton, Oxfordshire. OX7 5QH

Tel: 01608 644877

e-mail: [suehazell@yahoo.com](mailto:suehazell@yahoo.com)

[www.sewing-tuition.co.uk](http://www.sewing-tuition.co.uk)